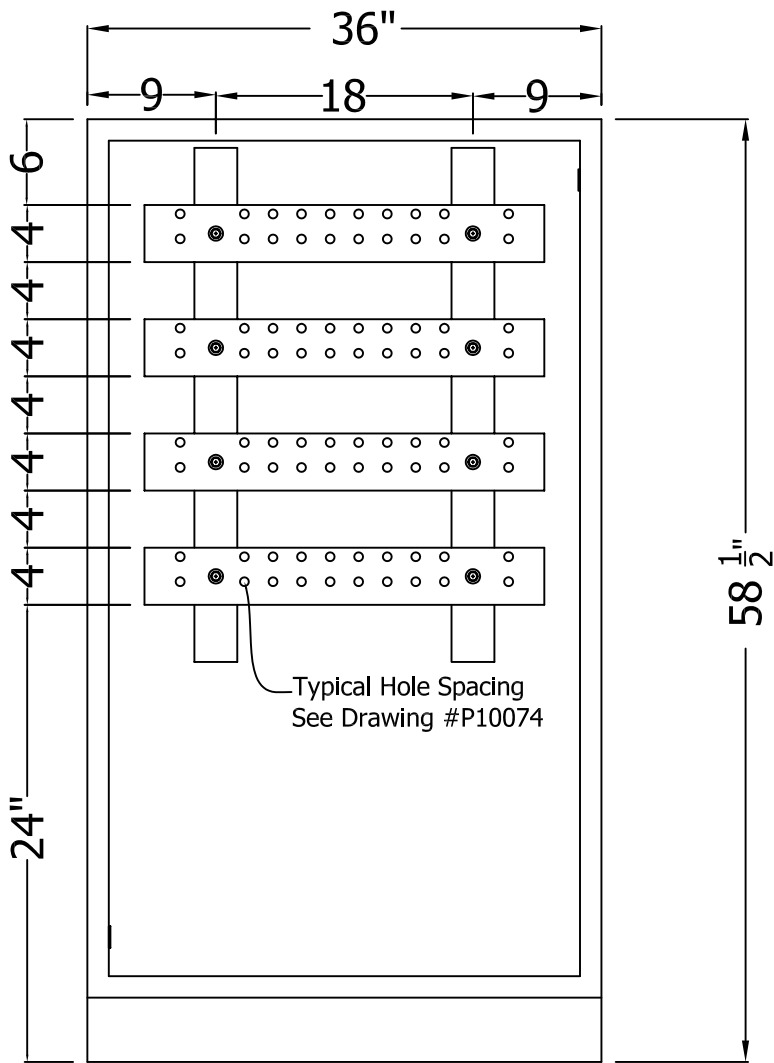


Technical Specification

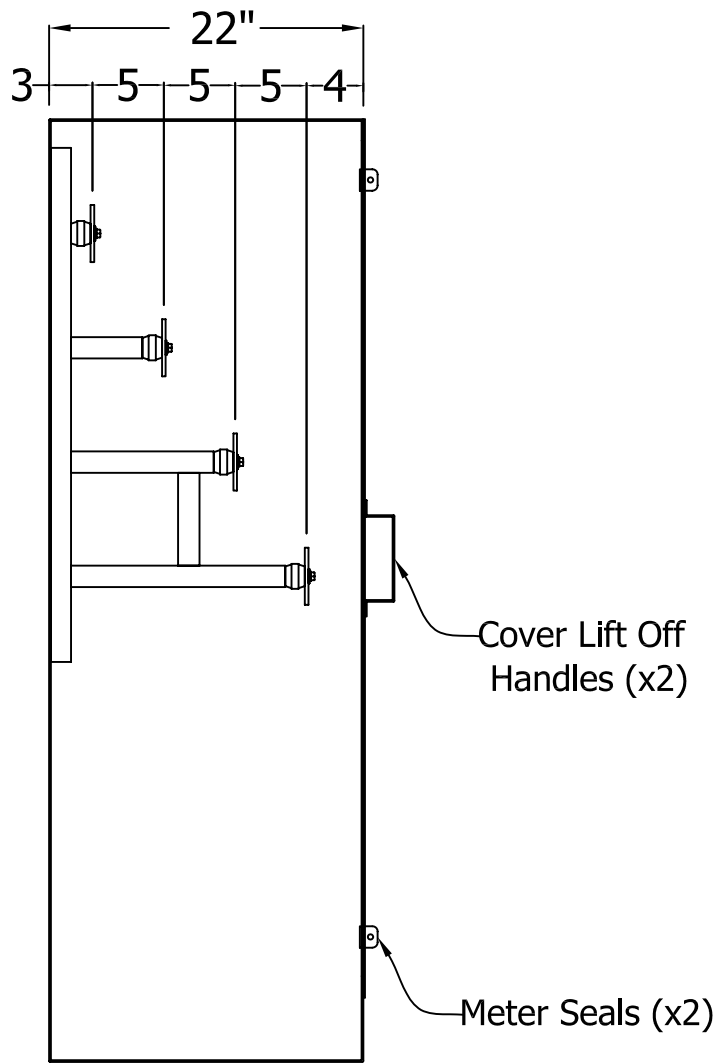


Typical Hole Spacing
See Drawing #P10074

Open Bottom With Flange
For Pad Mounting

Front View

(Shown with cover removed)



Cover Lift Off
Handles (x2)

Meter Seals (x2)

Side View

(Shown with cover in place)

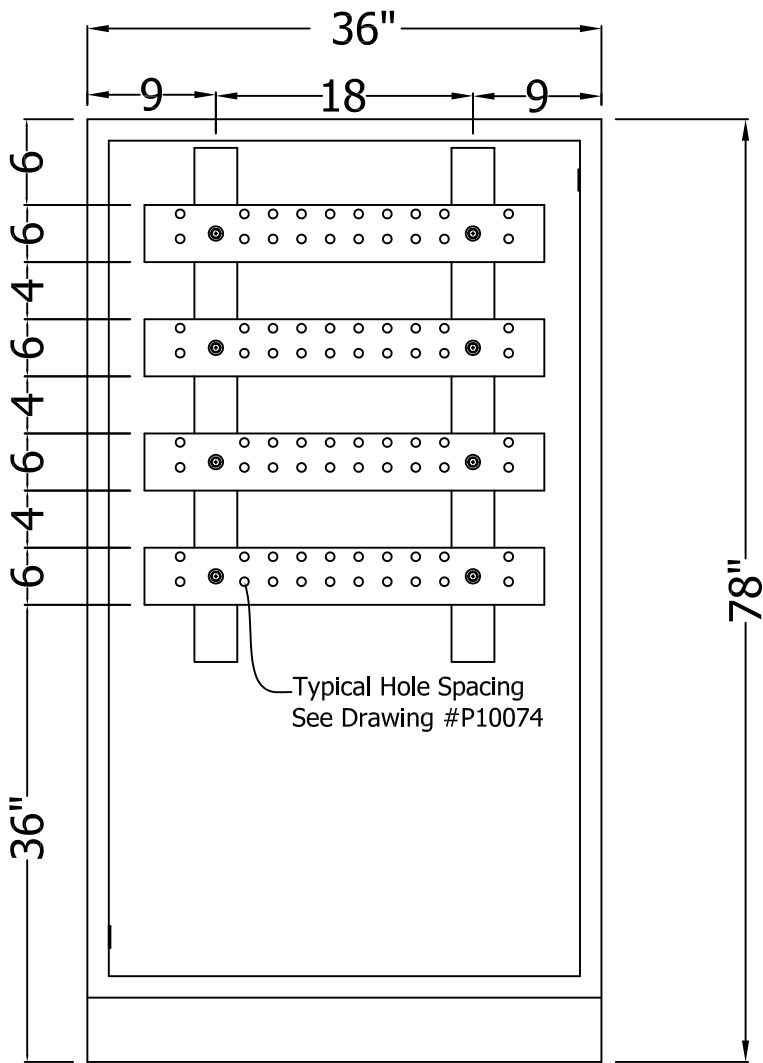
(For additional information see drawing #P10076.)

DWG. TITLE: SMECO BUSBAR CABINET FOR SERVICE CABLE TERMINATION 200 - 1000 Amp		
DWG. NO.: P10073	PART NO.: SMBC101 : INDOOR	DATE:
	SMBC103 : OUTDOOR	



N.J. SULLIVAN CO., INC.
P.O. BOX 438, STERLING, VIRGINIA 20167
Phone: (703)-464-5944 Fax: (703)-464-5992
www.njsullivan.com

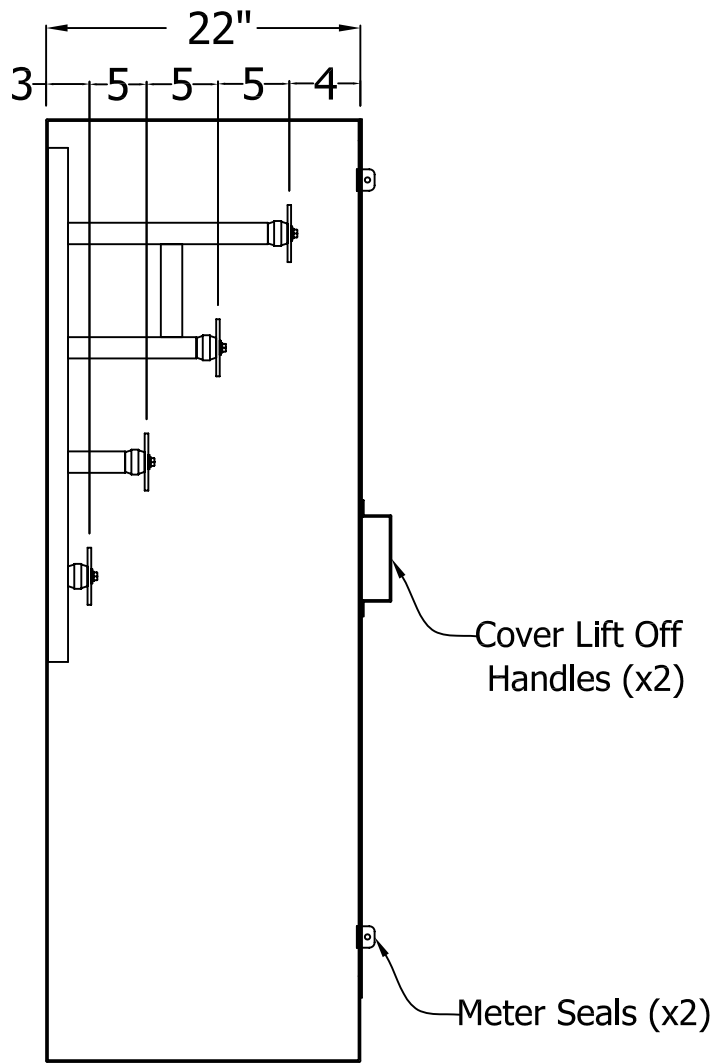
Technical Specification



Open Bottom With Flange
For Pad Mounting

Front View

(Shown with cover removed)



Side View

(Shown with cover in place)

(For additional information see drawing #P10076.)

DWG. TITLE: SMECO BUSBAR CABINET FOR SERVICE
CABLE TERMINATION 2001 - 3000 Amp

DWG. NO.:
P10075

PART NO.:
SMBC301 : INDOOR
SMBC303 : OUTDOOR

DATE:

SULLIVAN Co.

N.J. SULLIVAN CO., INC.
P.O. BOX 438, STERLING, VIRGINIA 20167
Phone: (703)-464-5944 Fax: (703)-464-5992
www.njsullivan.com

Technical Specification

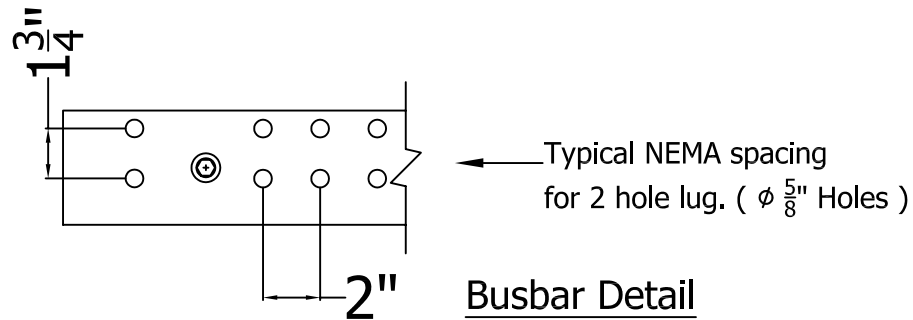
1 - CABINET FABRICATION IS A WELDED CONSTRUCTION IN ACCORDANCE WITH NEMA 1 AND 3R SPECIFICATIONS. MATERIAL IS 12 GAUGE G-90 GRADE GALVANIZED STEEL IN ACCORDANCE WITH ASTM A924. ALL JOINTS AND SEAMS ARE WELDED THEN REFINISHED WITH GALVANIC COATING TO PRESERVE FINISH.

2 - BUSSBARS ARE FABRICATED FROM SILVER PLATED C110 ELECTROLYTIC TOUGH PITCH COPPER CONFORMING TO ASTM B133, AND B187. ELECTRICAL CONDUCTIVITY IS 101% IACS. BUSS BARS ARE PUNCHED TO ACCOMODATE STANDARD 2 HOLE HIGH-PRESS LUGS.

3 - ALL STANDOFF INSULATORS ARE MOLDED OF UL RECOGNIZED FLAME RESISTANT FIBERGLASS-REINFORCED THERMOSET POLYESTER MOLDING COMPOUND WITH THREADED INSERTS AT EACH END. UL RECOGNIZED ACCORDING TO UL STANDARD FOR SAFETY 891.

4 - BUSBAR SUPPORT BRACKETS CONSTRUCTED OF 3" STEEL "C" CHANNEL AND 1½" SQ. TUBING CONFORMING TO ASTM A36.

5 - ALL HARDWARE USED FOR FABRICATION IS PLATED STEEL.



PART NUMBER	USAGE	AMPERAGE RATING	CABINET DIMENSIONS		
			HEIGHT	WIDTH	DEPTH
SMBC101	INDOOR	200 - 1000	58½"	36"	22"
SMBC103	OUTDOOR				
SMBC201	INDOOR	1001 - 2000	66"	36"	22"
SMBC203	OUTDOOR				
SMBC301	INDOOR	2001 - 3000	78"	36"	22"
SMBC303	OUTDOOR				

DWG. TITLE: SMECO BUSBAR CABINET FOR SERVICE CABLE TERMINATION	
DWG. NO.: P10076	DATE:



N.J. SULLIVAN CO., INC.
P.O. BOX 438, STERLING, VIRGINIA 20167
Phone: (703)-464-5944 Fax: (703)-464-5992
www.njsullivan.com